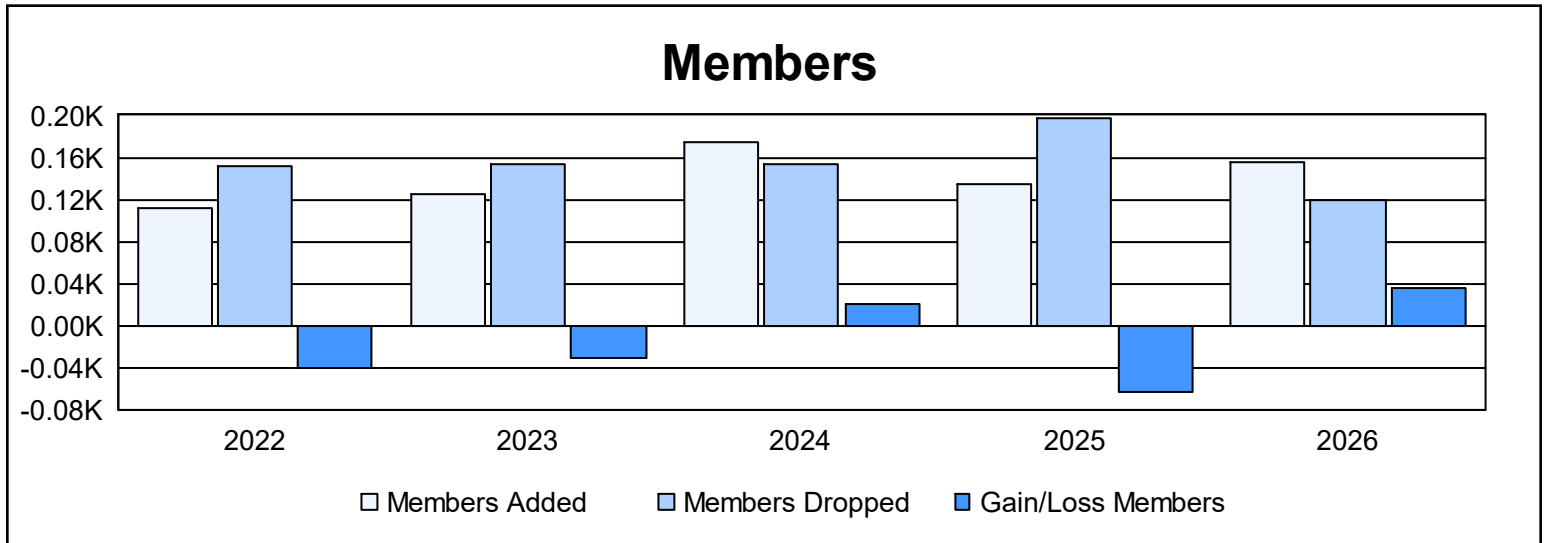
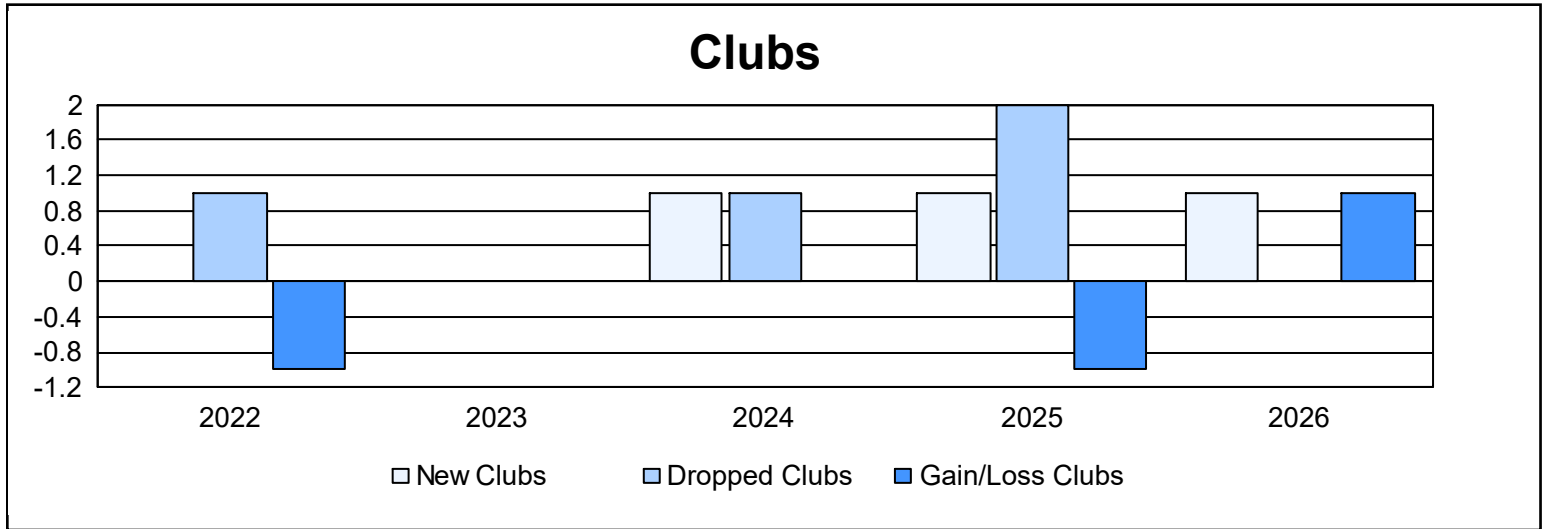
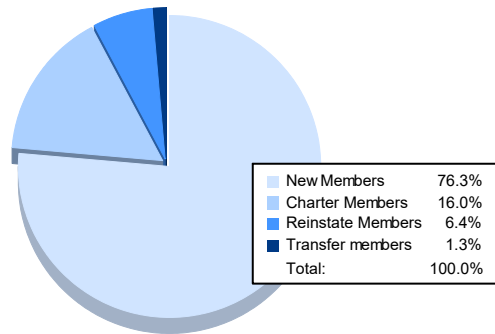


Year	New Clubs	Dropped Clubs	Gain/Loss Clubs	New Members	Charter Members	Reinstate Members	Transfer Members	Total Member Added	Total Members Dropped	Gain/Loss Members
2021-2022	0	1	-1	109	0	1	2	112	152	-40
2022-2023	0	0	0	116	1	0	7	124	154	-30
2023-2024	1	1	0	143	20	2	9	174	154	20
2024-2025	1	2	-1	98	22	7	7	134	197	-63
2025-2026	1	0	1	119	25	10	2	156	120	36
<b>Average</b>	<b>1</b>	<b>1</b>	<b>0</b>	<b>117</b>	<b>14</b>	<b>4</b>	<b>5</b>	<b>140</b>	<b>155</b>	<b>-15</b>



### Membership Composition April 2026 Cumulative



### Gender Composition April 2026 Cumulative

